



# SH-CMF-Coriolis Mass Flow Meters

## Product Overview

True mass flow measurement; Additional temperature and density measurements; Very high accuracy for mass flow measurements; Unaffected by pressure, temperature and viscosity; No inlet and outlet sections required.

## Principle

The structure of Coriolis Mass Flow Meters was consisted of a pair of bended tubes. The principle is to detect Coriolis force which is forced on a pair of tubes from inner mass flow by fluid.

A new force-Coriolis force would be appearing while two conditions are met:

- Vibrating with normal frequency in a pair of bended tubes,
- Fluid flowing in tubes. This force was produced upon synthesis from vibrating force and flowing force by fluid in tubes. And tubes would be wresting symmetric the center line because the force forced. Two displacement sensors on sides of tubes detect the force and output electric signals.

The signals regulated and mass flow directly produced.

## Main Technical Parameters

- Medium: liquid, gas, solid, or two phases mixed fluid
- Flow Accuracy:  $\pm 0.2\% \sim \pm 0.1\%$  flow
- Density Accuracy:  $\pm 0.002\text{g/cm}^3$ ,  $\pm 0.001\text{g/cm}^3$
- Repeatability:  $\pm 0.10\%$ ,  $\pm 0.05\%$
- Operation Pressure: (0~32) MPa (in case of other high pressure, it must be of special order)
- Medium Temperature:  $-50^\circ\text{C} \sim +350^\circ\text{C}$ ,
- Environment temperature:  $-20^\circ\text{C} \sim +70^\circ\text{C}$  for transmitters, and  $-40^\circ\text{C} \sim +150^\circ\text{C}$  for sensors
- Output signal:
  - (1) 4-20mA current signal of flow, with load resistance  $\leq 500\Omega$
  - (2) 0-10KHz, frequency signal of instant flow.
  - (3) RS485 Communication protocol
  - (4) Hart protocol
- Power supply voltage: 24VDC
- Material of measuring Tube: 316L stainless steel or hastelloy alloy C
- Response time: 0.1s~5s, adjustable
- Explosion-proof grade: EX d ib II C T5 Gb

## Flow Range

DN	Flow Range	Operation Pressure	Process Connection
1.5	0~4 kg/h	0~32Mpa	Weld Joints $\Phi 6 \times 1.5$
3	0~40 kg/h	0~32Mpa	Weld Joints $\Phi 6 \times 1.5$
6	0~100 kg/h	0~25Mpa	Weld Joints $\Phi 10 \times 2$
8	0~200kg/h	0~20Mpa	Weld Joints $\Phi 10 \times 1$
10	0~0.5 T/h	0~4Mpa	Flange DN10
15	0~1.0 T/h	0~4Mpa	Flange DN15
20	0~3.0 T/h	0~4Mpa	Flange DN20
25	0~10 T/h	0~1.6Mpa	Flange DN25
40	0~20 T/h	0~1.6Mpa	Flange DN40
50	0~30 T/h	0~1.6Mpa	Flange DN50
65	0~50 T/h	0~1.6Mpa	Flange DN65
80	0~100 T/h	0~1.6Mpa	Flange DN80
100	0~150 T/h	0~1.6Mpa	Flange DN100
125	0~200 T/h	0~1.6Mpa	Flange DN125
150	0~400 T/h	0~1.6Mpa	Flange DN150
200	0~500 T/h	0~1.6Mpa	Flange DN200

## Model Selection

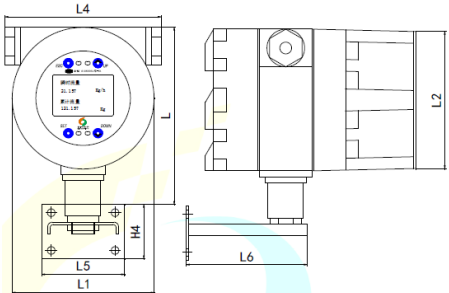
SH-CMF			Silver Coriolis Mass Flow Meters		
Model	Nominal Diameter	Flow range(t/h)	Model	Nominal Diameter	Flow range(t/h)
1.5	DN1.5	0~4kg/h	40	DN40	0~20T/h
3	DN3	0~40kg/h	50	DN50	0~30T/h
6	DN6	0~100kg/h	65	DN65	0~50T/h
8	DN8	0~200kg/h	80	DN80	0~100T/h
10	DN10	0~0.5T/h	100	DN100	0~150T/h
15	DN15	0~1.0T/h	125	DN125	0~200T/h
20	DN20	0~3.0T/h	150	DN150	0~400T/h
25	DN25	0~10T/h	200	DN200	0~500T/h
<b>P Pressure</b>					
P1	1.6Mpa (Standard for DN25~DN200)				
P2	4.0Mpa (Standard for DN10~DN20)				
P3	32Mpa (Standard for DN1~DN3)				
P5	25Mpa (Standard for DN6)				
P6	20Mpa (Standard for DN8)				
P4	Special demand				
<b>H Structure Form</b>					
H1	Compact				
H2	Remote				
<b>T Temperature</b>					
T1	(-50~150°C)				
T2	(-50~250°C)				
T3	(-50~350°C)				
T4	(-200~150°C)				
<b>O Output</b>					
O1	4~20mA				
O2	Frequency/pulse				
O3	0~5V				
<b>C Communication</b>					
C1	None				
C2	RS485/Modbus				
C3	Hart				
<b>E Hazardous Area</b>					
E1	Intrinsically safe, Exib[ib]IICT5 Gb				
<b>A Accuracy</b>					
A1	0.15%				
A2	0.2%				
A3	0.1%				
<b>B Batch Control</b>					
B1	None				
B2	With Batch Control				
<b>P Power supply</b>					
P1	24V DC				
P2	220V AC				
<b>M Tube Material</b>					
M1	316L				
M2	Hastelloy alloy C				
M3	Others				
<b>PC Process Connection</b>					
PC1	Flange (specify standard)				
PC2	Tri-clamp				
PC3	Weld thread (Specify thread)				
PC4	Others				

\* Please provide density, temperature of the medium, also cable length (if needed) when ordering

Dimensions

a) Transmitter Size

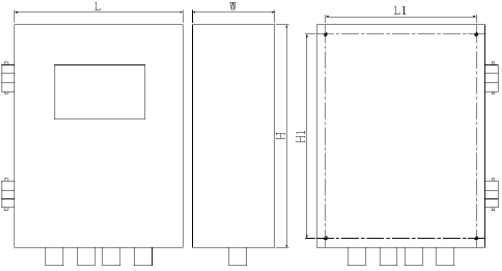
**Integral Type**



L	L1	L2	L4	L5	L6	H4
156	125	118	130	70	102	46

Unit: mm

**Remote Type (with batch control)**

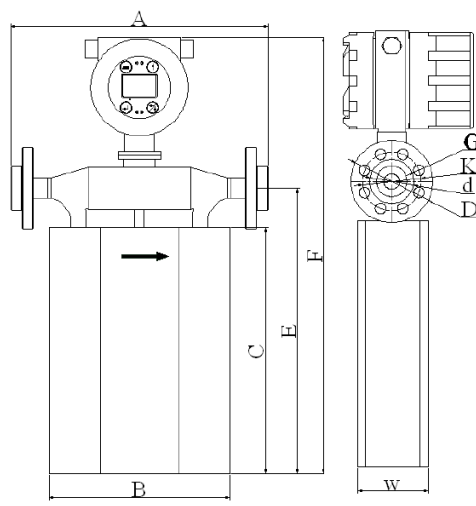



L	W	H	H1	L1
190	95	251	229	170

Unit: mm

b) Sensor size

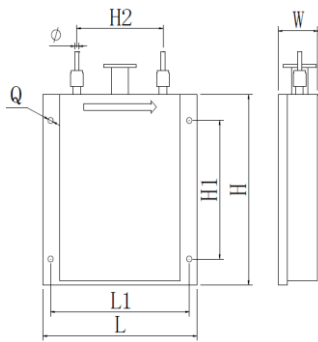
DN10~DN150 unit: mm

DN	Mpa	A	B	C	E	F	W	G	K	d	D
10	4.0	280	210	235	285	485	80	14	60	41	90
15	4.0	280	210	275	325	525	80	14	65	46	95
20	4.0	290	230	325	375	575	90	14	75	56	105
25	4.0	410	300	440	500	696	120	14	85	65	115
40	4.0	520	360	480	585	790	130	18	110	84	150
50	4.0	550	370	548	670	875	153	18	125	99	165
65	4.0	560	440	600	715	836	200	18	145	118	185
80	2.5	660	470	650	767	988	220	18	160	132	200
100	2.5	670	490	720	831	1052	220	22	190	156	235
125	1.6	700	510	790	908	1142	260	18	210	184	250
150	1.6	900	700	930	1110	1350	280	22	240	211	285

DN10, 15, 20, 40, 65,100,125,150, slip on flange, flange standard China Standard GB/T91112-9124-2000.  
 DN25, 50, 80 lap joint flange, flange standard China Standard GB/T9112-9124-2000.  
 Please specify flange standard when ordering if customer needs special flange demand.

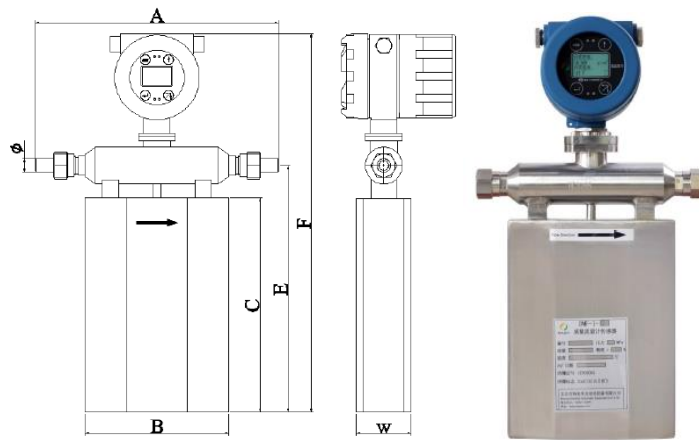
DN1.5~DN8 unit:mm



DN	Φ	L	L1	H	H1	H2	W	Q
1.5	6	205	185	220	160	115	52.5	7
3	6	205	185	220	160	115	52.5	7
6	10	205	185	220	160	115	52.5	7
8	10	208	188	245	185	117	58.5	7

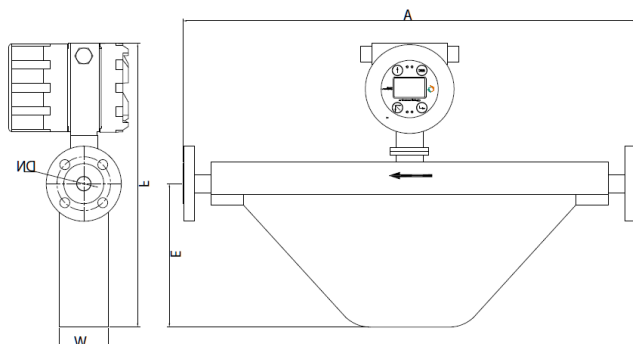
Unit: mm

High Pressure Flow meter unit:mm



DN	Mpa	A	B	C	E	F	W	Φ
10	25	346	210	235	282	482	80	20x4
15	25	356	210	275	322	522	80	20x3
20	25	376	230	325	372	572	90	20x2
25	25	460	300	440	500	696	120	31x3

Process connection is weld joint

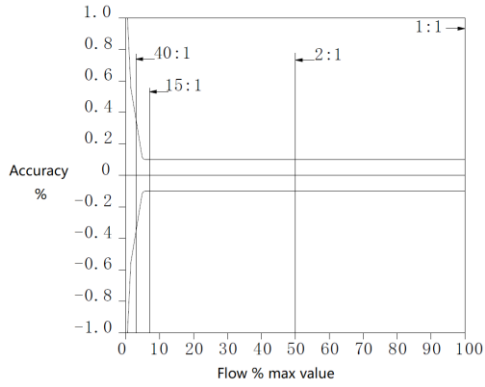


DN	A	E	W	F
10	550	160	68	360
15	580	170	68	370
20	640	200	68	400
25	780	320	100	520
50	900	230	108	460
80	995	260	140	515
100	1300	350	150	605
150	1750	490	262	805
250	1920	510	262	825

Technical Specification

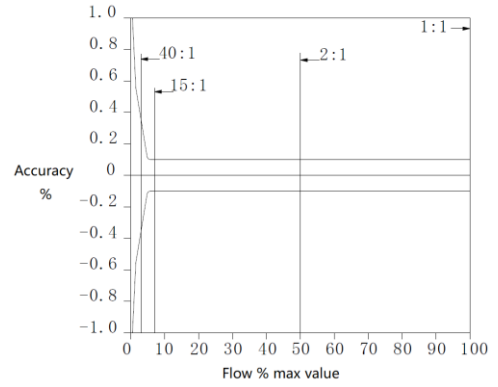
Instant Flow Accuracy:  $\pm 0.2\%$ , flow  $\pm$  [(zero stability/flow value)  $\times 100$ ]%

Flow response time: 1 second (adjustable)



Density Accuracy:  $\pm 0.002\text{g/cm}^3$  (liquid)

Density Range:  $0.5\sim 2.5\text{ g/cm}^3$



Temperature Accuracy:  $\pm 1\text{ }^\circ\text{C}$

